


• Mercedes CLK-Class 2006->

Compatible with these double DIN devices

Double DIN Navigation




Double DIN Kit contents

- (1) Metal Frame
- (2) Installation Kit
- (3) Facia Plate
- (4) Trim Frame


Installation Manual Double DIN Kit

1. Remove OEM Radio



(Beispielabbildung)

Mount the metal brackets with the double DIN head unit



(Beispielabbildung)

The position of the copper coloured holder can be adjusted to your needs for perfect fit. (see sample)

2. Mount metal frame to the dash board

Push double DIN head unit into metal frame until it snaps in

Mount the trim frame

All installation work must be performed by a qualified professional installer only. The manufacturer / dealer is not liable for any kind of incidental or indirect damages.